

*Empezamos esta serie de unidades por el principio que, en el ámbito de comunicación, suele coincidir con el presente. El presente de los verbos. Pero como hay diferentes "tipos" de presente, comenzaremos por el más sencillo que es precisamente el simple, el Presente Simple (Simple Present en inglés). Su conjugación hace honor a su nombre ya que en la gran mayoría de los verbos su forma coincide con el infinitivo (que es la forma de presentar un verbo, por ejemplo: to study, to watch, etc.). Para los detalles y excepciones tendrás que empezar a leer y meterte en la unidad.*

Inglés

Módulo  
Unidad Didáctica 1

## Índice

<b>1. PRESENTE SIMPLE: VERBO “TO BE”</b> .....	<b>3</b>
1.1. Usos .....	3
1.2. Formación .....	3
<b>2. PRESENTE SIMPLE: VERBO “HAVE GOT”</b> .....	<b>6</b>
2.1. Usos .....	6
2.2. Formación .....	6
2.3. Have to .....	9
<b>3. PRESENTE SIMPLE: OTROS VERBOS</b> .....	<b>10</b>
3.1. Usos .....	10
3.2. Formación .....	11
<b>4. HÁBITOS, RUTINAS Y AFICIONES PERSONALES</b> .....	<b>15</b>
4.1. ¿Qué haces por las mañanas? What do you do in the morning? .....	15
4.2. ¿Cuáles son tus aficiones? What are your hobbies? .....	16
<b>5. MEDIOS DE TRANSPORTE</b> .....	<b>18</b>
5.1. On the road = Por carretera .....	18
5.2. In the air = Por aire .....	18
5.3. In the water = Por mar .....	18
5.4. Verbos asociados al transporte .....	18
<b>6. ADVERBIOS DE FRECUENCIA</b> .....	<b>19</b>
6.1. How often? ¿Con qué frecuencia? / ¿Cuántas veces? .....	19
6.2. Otras expresiones que indican frecuencia:.....	20
<b>7. PRONUNCIACIÓN</b> .....	<b>22</b>
7.1. Tabla de símbolos fonéticos .....	22
<b>EJERCICIOS DE AUTOCOMPROBACIÓN</b> .....	<b>23</b>
<b>SOLUCIÓN A LOS EJERCICIOS DE AUTOCOMPROBACIÓN</b> .....	<b>24</b>
<b>SITIOS WEB DE REFERENCIA</b> .....	<b>25</b>



<b>Negative sentences</b>	
<b>Full forms</b>	<b>Contracted forms</b>
I am not	I'm not
You are not	You aren't
He is not	He isn't
She is not	She isn't
It is not	It isn't
We are not	We aren't
You are not	You aren't
They are not	They aren't

<b>Interrogative sentences + short answers</b>		
<b>Interrogative</b>	<b>Positive answers</b>	<b>Negative answers</b>
Am I?	Yes, I am	No, I'm not
Are you?	Yes, you are	No, you aren't
Is he?	Yes, he is	No, he isn't
Is she?	Yes, she is	No, she isn't
Is it?	Yes, it is	No, it isn't
Are we?	Yes, we are	No, we aren't
Are you?	Yes, you are	No, you aren't
Are they?	Yes, they are	No, they aren't

**Actividad 1. Complete with the affirmative form of the verb TO BE /  
Completa con la forma afirmativa del verbo TO BE**

1. You..... a good student.
2. Sam..... at home.
3. I..... 15 years old.
4. The cat..... in the garden.
5. They..... in a restaurant.
6. He..... a teacher.
7. I..... Italian.
8. We..... at a concert.

**Actividad 2. Complete with the affirmative form of BE using contracted forms. / Completa con la forma afirmativa del verbo BE usando formas contractas.**

1. They..... in school.
2. He..... a student.
3. I..... an Englishman.
4. We..... in the library.
5. They..... at home.
6. Tony..... in a restaurant.
7. I..... 30 years old.
8. The dog..... in the garden.

**Actividad 3. Complete with the negative form of BE using contracted forms / Completa con la forma negativa del verbo BE usando formas contractas.**

1. My friends..... in the army. They are students.
2. Tina..... Portuguese. She's Spanish.
3. We..... in France. We're in Belgium.
4. Bob and Tom..... interested in volleyball. They like basketball.
5. It..... cold today. It's warm.
6. Kitty..... my cat. It is his cat.

**Actividad 4. Complete with the interrogative form of the verb TO BE  
Completa con la forma interrogativa del verbo TO BE**

1. .... she a good student?
2. .... they at home?
3. .... I crazy?
4. .... he a nice guy?
5. .... we English?
6. .... I English?
7. .... Lauren a teacher?
8. .... we on the right bus?

## 2. Presente simple: verbo "Have got"

Este verbo equivale a tener o poseer en español y tiene la característica, junto con el verbo *to be*, de ser de mucha utilidad pero contiene ciertas irregularidades que pasamos a describir seguidamente.

### 2.1. Usos

- Usamos **have got** para hablar de lo que nos pertenece o poseemos.
- Equivale a **tener** en español.
  - I have got a new car                      Tengo un coche nuevo
  - They have got a computer                Tienen un ordenador
- No se usa **got** cuando se da una respuesta corta.
- Al ser **have** un verbo modal auxiliar, puede construir por sí mismo oraciones interrogativas invirtiendo el orden con el sujeto.
  - Have you got a dictionary?              ¿Tienes diccionario?
- En las oraciones en forma negativa e interrogativa se suele poner **any** (ningún, algún) delante del sustantivo.
  - I haven't got any brothers or sisters    No tengo hermanos ni hermanas
- Observa que no se usan **some** y **any** para sustantivos contables en singular. En este caso se usa **a** o **an**.
  - Have you got a chair?                      ¿Tienes una silla?
  - I have got a brother                        Tengo un hermano
  - I haven't got a brother                      No tengo un/ningún hermano
- En la variedad de inglés americano y, cada vez más extendido, el **have got** se sustituye simplemente por **have** y ya deja de funcionar como verbo auxiliar.
  - I have got a bicycle (inglés británico)    → I HAVE a bicycle (ingles americano)
  - I haven't got a motorcycle                → I DON'T have a motorcycle
  - Have you got a car?                         → DO you have a car?
- Como verbo ordinario (sin got) significa tomar o echar.
  - I always have coffee for breakfast       Siempre tomo café en el desayuno

### 2.2. Formación

Trataremos de la conjugación de este verbo en diferentes tipos de oraciones:

afirmativas

negativas, e

interrogativas

Affirmative sentences	
Full forms	Contracted forms
I have got	I 've got
You have got	You 've got
He has got	He 's got

She has got	She 's got
It has got	It 's got
We have got	We 've got
You have got	You 've got
They have got	They 've got

<b>Negative sentences</b>	
<b>Full forms</b>	<b>Contracted forms</b>
I have not got	I haven't got
You have not got	You haven't got
He has not got	He hasn't got
She has not got	She hasn't got
It has not got	It hasn't got
We have not got	We haven't got
You have not got	You haven't got
They have not got	They haven't got

<b>Interrogative sentences + short answers</b>		
<b>Interrogative</b>	<b>Positive answers</b>	<b>Negative answers</b>
Have I got?	Yes, I have	No, I haven't
Have you got?	Yes, you have	No, you haven't
Has he got?	Yes, he has	No, he hasn't
Has she got?	Yes, she has	No, she hasn't
Has it got?	Yes, it has	No, it hasn't
Have we got?	Yes, we have	No, we haven't
Have you got?	Yes, you have	No, you haven't
Have they got?	Yes, they have	No, they haven't

**Actividad 5. Complete with the affirmative form of the verb HAVE GOT /  
Completa con la forma afirmativa del verbo HAVE GOT**

1. I ..... a large dog.
2. John ..... a lot of money.
3. You ..... long hair.
4. They ..... a new house.
5. He ..... a beautiful boat.
6. She ..... a nice dress.
7. We ..... five cats.
8. I ..... two brothers.

**Actividad 6. Complete with the negative form of HAVE GOT verb using contracted forms / Completa con el verbo HAVE GOT en negativo usándolo en su forma contracta.**

1. I ..... a horse. I've got a pony.
2. Tim ..... a new boat. He's got a new car.
3. They ..... a new house. They've got an old house.
4. Susan ..... three cats. She's got two cats.
5. I ..... two sisters. I've got one brother.
6. He ..... short hair. He's got long hair.
7. We ..... three rabbits. We've got two rabbits.
8. They ..... a new car. They've got an old car.

**Actividad 7. Complete with the interrogative form of the verb HAVE GOT / Completa con la forma interrogativa del verbo HAVE GOT**

1. .... she got a book?
2. .... they got a new car?
3. .... Jane and Peter got a new computer game?
4. .... he got a brother?
5. .... your mother got a good cook book?
6. .... they got a boat?
7. .... Juno got a green pen?
8. .... you got a sister?



**RECUERDA**

En Estados Unidos (inglés americano) el verbo HAVE se utiliza de manera que no se le considera verbo auxiliar, por lo que necesita de un auxiliar (**do, does, did**) para formar la negación y la interrogación tanto en presente simple como en pasado simple.

**AFIRMATIVO**

I have  
 you have  
 he has  
 she has  
 it has  
 we have  
 you have  
 they have

**NEGATIVO**

I **don't** have  
 you **don't** have  
 he **doesn't** have  
 she **doesn't** have  
 it **doesn't** have  
 we **don't** have  
 you **don't** have  
 they **don't** have

**INTERROGATIVO**

**Do** I have?  
**Do** you have?  
**Does** he have?  
**Does** she have?  
**Does** it have?  
**Do** we have?  
**Do** you have?  
**Do** they have?



### 2.3. Have to

"**Have to**" es un verbo semiauxiliar\* que se suele traducir por "**tener que**" e indica que la obligación viene de normas externas, una tercera persona o de una circunstancia (no es una obligación moral interna).

I have to do what my parents say.      Tengo que hacer lo que mis padres dicen.

She has to do more exercise      Tiene que hacer más ejercicio

\*Por semiauxiliar se entiende que:

- Siempre ha de acompañar a otro verbo principal.
- Necesita del auxiliar "**do**" para la negación y la interrogación. También se le añade -s a la tercera persona del singular.

La conjugación en presente simple del indicativo del verbo WORK sería:

<b>Afirmativo</b>	<b>Negativo</b>	
I have to work	I do not have to work	I don't have to work
You have to work	You do not have to work	You don't have to work
He has to work	He does not have to work	He doesn't have to work
She has to work	She does not have to work	She doesn't have to work
It has to work	It does not have to work	It doesn't have to work
We have to work	We do not have to work	We don't have to work
You have to work	You do not have to work	You don't have to work
They have to work	They do not have to work	They don't have to work

<b>Interrogativo</b>
Do I have to work?
Do you have to work?
Does he have to work?
Does she have to work?
Does it have to work?
Do we have to work?
Do you have to work?
Do they have to work?

**Actividad 8. Complete with the right form of the verb HAVE TO.**

1. You \_\_\_\_ stop smoking.
2. \_\_\_\_ work next weekend?
3. My students \_\_\_\_ do their homework or they'll not pass.
4. In England you \_\_\_\_ drive on the left.
5. \_\_\_\_ to arrive at work at eight?
6. If she isn't 18 years old she \_\_\_\_ get her parent's permission.

### 3. Presente simple: otros verbos

---

Una vez vistos los dos verbos básicos en la lengua inglesa, **be** y **have got**, pasamos a describir el resto de los verbos más comunes y que, curiosamente, presentan menos dificultades en cuanto a su formación.

#### 3.1. Usos

Usamos el Presente Simple para expresar hechos habituales, rutinas, situaciones y estados permanentes. No así lo que estamos haciendo en este momento sino aquellas situaciones que se repiten con una cierta frecuencia a lo largo del tiempo.

– Hábitos:

He plays tennis every Sunday

Juega al tenis cada domingo

The shop opens at 9.30

La tienda abre a las 9:30

– Acciones que se repiten:

He always forgets his wallet

Siempre olvida su cartera

Every year the Earth circles the Sun

Cada año la Tierra gira alrededor del Sol

– Verdades generales:

Birds don't like milk

A los pájaros no les gusta la leche

It costs a lot of money to build a school

Cuesta mucho construir un colegio

– Gustos y preferencias:

They like sport

Les gustan los deportes

He doesn't like tennis

No le gusta el tenis

#### RECUERDA

Este tiempo está íntimamente ligado al uso de los adverbios de frecuencia (always, never, sometimes, etc) y frases adverbiales (every day, once a week, etc.).

### 3.2. Formación

Se forma con el sujeto seguido del verbo principal en infinitivo (sin ningún cambio), excepto en la tercera persona del singular.

Ejemplos:

Bob <b>works</b> in a factory.	Bob trabaja en una fábrica.
You <b>work</b> in your house.	Tú trabajas en casa.
I <b>go</b> to school in the morning.	Voy al colegio por la mañana.
They <b>travel</b> to Salamanca every day.	Viajan a Salamanca a diario.
I <b>don't</b> drink cold water.	No bebo agua fría.
Do you <b>play</b> tennis?	¿Juegas al tenis?

Affirmative	Negative	Interrogative
I work	I do not work	Do I work ?
You work	You do not work	Do you work ?
He <b>works</b>	He <b>does</b> not work	<b>Does</b> he work ?
She <b>works</b>	She <b>does</b> not work	<b>Does</b> she work ?
It <b>works</b>	It <b>does</b> not work	<b>Does</b> it work ?
We work	You do not work	Do we work ?
You work	We do not work	Do you work ?
They work	They do not work	Do they work ?
<b>Contracted forms: do not = don't / does not = doesn't</b>		

#### 3.2.1. Formación de la 3ª persona singular (*he, she, it*):

-Regla general: infinitivo sin 'to' + s

to work → works

to play → plays

-Verbos acabados en o, ss, x, ch, sh : infinitivo sin 'to' + es

to go → goes

to kiss → kisses

-Verbos acabados en -y, precedida de consonante: -y se transforma en -ies

to cry → cries

to fly → flies

**Actividad 9. Write the third person singular form of the following verbs /  
Escribe la forma de 3ª persona singular (-s/-es) de los siguientes verbos:**

Get: \_\_\_\_\_      Teach: \_\_\_\_\_      Study: \_\_\_\_\_      Do: \_\_\_\_\_  
Work: \_\_\_\_\_      Finish: \_\_\_\_\_      Fry: \_\_\_\_\_      Go: \_\_\_\_\_  
Live: \_\_\_\_\_      Kiss: \_\_\_\_\_      Carry: \_\_\_\_\_  
Play: \_\_\_\_\_      Mix: \_\_\_\_\_      Fly: \_\_\_\_\_

**Actividad 10. Complete with the affirmative form of the verb in brackets  
Completa con la forma afirmativa del verbo entre paréntesis**

1. She ..... (to kiss) mum goodbye.
2. Jill ..... (to go) to school.
3. Susan ..... (to teach) French.
4. We ..... (to dance) every Saturday.
5. Mum ..... (to wash) our clothes on Friday.
6. He ..... (to write) letters every day.

**Actividad 11. Complete with the negative form of the verb using contracted  
forms / Completa con la forma negativa del verbo usando formas  
contractas.**

1. They ..... (to speak) French very well.
2. The library ..... (to open) at 10 o'clock.
3. The sun ..... (to go) around the earth.
4. Vegetarians ..... (to eat) meat.
5. A liar is someone who ..... (to tell) the truth.
6. Rice ..... (to grow) in England.
7. I ..... (to drink) coffee.
8. An atheist ..... (to believe) in god.

**Actividad 12. Complete with the interrogative form of the verb / Completa con la forma interrogativa del verbo.**

1. you / to get up / early
2. he / to like / volleyball
3. Chris / to play / tennis
4. you / to speak / German
5. your brother / to study / science
6. they / to come / here
7. Ian / to know / my phone number
8. he / to ride / his bike

**Actividad 13. Read the text and complete. Use negative forms where necessary / Lee el texto y después completa. Usa formas negativas contractas donde sea necesario.**

At the weekend Jane often (1. to visit) .....her sister in Oxford.  
Jane (2. to live)..... in Canterbury so she (3. to drive).....  
for two hours.  
They (4. to spend)..... all weekend together.  
On Sunday Jane (5. to like)..... to get up early. She (6. to  
like)..... to sleep in until 11 o'clock. After that she and her  
sister (7.to visit)..... some friends. Her sister (8. to wake  
up)..... before 7 o'clock on Saturdays. She (9. to  
work)..... in a supermarket and she (10. to get)  
..... home at 9 o'clock in the evening.

**Actividad 14. Read first the answers to complete the questions. Use these verbs, / Lee primero las respuestas para completar las preguntas. Usa estos verbos: *to like - to start - to enjoy - to go - to do - to do - to teach - to work***

1. What *do you do*? I work in a factory.
2. .... it? It's okay.
3. What time..... in the morning? At 8 o'clock.
4. .... on Saturdays? Sometimes.
5. How ..... to work? Usually by bike.
6. And your wife. What..... ? She's a teacher.
7. What ..... ? Mathematics.
8. .... her job? Yes, she loves it.

## 4. Hábitos, rutinas y aficiones personales

### 4.1. ¿Qué haces por las mañanas? What do you do in the morning?



to get up  
levantarse



to go to the toilet  
Ir al baño



to get dressed  
Vestirse



to do exercises  
Hacer ejercicio



to have a bath  
darse un baño



to have a shower  
 ducharse



to wash your face  
lavarse la cara



to brush your teeth  
lavarse los dientes



to wash your hair  
lavarse el pelo



to comb your hair  
peinarse



to blow dry your hair  
secarse el pelo



to shave yourself  
afeitarse

Fuente: <http://www.gobiernodecanarias.org/educacion/>

**Actividad 15. This is Lauren's routine in the morning. Complete the blanks with activities / Esto es lo que hace Lauren por la mañana.**

**Completa los espacios con las actividades.**

First, she 1. ....out of bed. Then, she goes to the bathroom and

she 2. ....

She uses shampoo to 3. ....and a brush to 4. ....her hair.

Then she 5. ....

After that she 6. ....her hair with the hair-drier. It is dry very fast.

Finally she puts some make-up. Now she is ready to start a new day!

4.2. ¿Cuáles son tus aficiones? What are your hobbies?

Actividad 16. Use a dictionary to translate all the activities / Ayudándote de un diccionario completa la traducción de todas las actividades.



to go to the theatre

Ir al teatro



to go to the cinema



to hang out with friends



to chat with friends



to walk the dog



to collect stamps



to play chess



to do sports




to play computer games



to watch television



to go shopping



to go skateboarding



to listen to music



to play the guitar



to play the violin



to play the piano

Fuente: <http://www.gobiernodecanarias.org/educacion/>



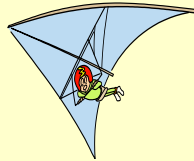
**Actividad 17. Match activities with the right picture / Une las actividades con el dibujo que las representan. (Entre paréntesis, el verbo en infinitivo de donde deriva la expresión).**

- |                                |                            |
|--------------------------------|----------------------------|
| A. go jogging (jog)            | D. go canoeing (canoe)     |
| B. go cycling (cycle)          | E. go trekking (trek)      |
| C. go ice-skating (ice-skate)  | F. Go riding (ride)        |
| G. go sailing (sail)           | L. go hang-gliding (glide) |
| H. go climbing (climb)         | M. play golf               |
| I. go windsurfing (surf)       | N. bungee jumping (jump)   |
| J. go swimming (swim)          | O. go skiing (ski)         |
| K. go water-skiing (water-ski) | P. go fishing (fish)       |

1 \_\_\_\_\_ 2 \_\_\_\_\_ 3 \_\_\_\_\_



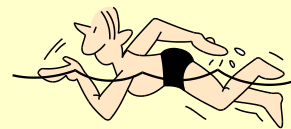
5 \_\_\_\_\_ 6 \_\_\_\_\_ 7 \_\_\_\_\_



9 \_\_\_\_\_ 10 \_\_\_\_\_ 11 \_\_\_\_\_



13 \_\_\_\_\_ 14 \_\_\_\_\_ 15 \_\_\_\_\_



Fuente: <http://www.gobiernodecanarias.org>

## 5. Medios de transporte

### ¿Cómo te mueves para ir a los sitios?

#### 5.1. On the road = Por carretera



on foot



by bicycle



by scooter



by motorcycle



by tram



by train



by underground



by bus



by coach



by car



by lorry



by van

Fuente: <http://www.gobiernodecanarias.org/educacion/>

#### 5.2. In the air = Por aire



by plane



by helicopter



by zeppelin



by hot air balloon

Fuente: <http://www.gobiernodecanarias.org/educacion/>

#### 5.3. In the water = Por mar



by ship



by boat



by submarine



by hovercraft

Fuente: <http://www.gobiernodecanarias.org/educacion/>

#### 5.4. Verbos asociados al transporte

to catch a bus	– coger el autobús
to get on a bus	– montarse en el bus
to get off a bus	– bajarse del bus
to drive a car	– conducir un coche
to ride a bike	– montar en bici

**Actividad 18. Do you know how to get there?. Write the name of the activities / ¿Ya sabes cómo te vas a desplazar? Escribe el nombre de las actividades.**



1. \_\_\_\_\_



2. \_\_\_\_\_



3. \_\_\_\_\_



4. \_\_\_\_\_



5. \_\_\_\_\_



6. \_\_\_\_\_



7. \_\_\_\_\_



8. \_\_\_\_\_

Fuente: <http://www.gobiernodecanarias.org/educacion/>

## 6. Adverbios de frecuencia

Decíamos que el PRESENTE SIMPLE, al que nos estamos dedicando en esta unidad, está muy relacionado con el uso de estos adverbios de frecuencia y las frases adverbiales ya que ambos se utilizan en contextos de acciones repetidas como las habituales y rutinarias.

Estos adverbios expresan la frecuencia con que se realiza una acción.

### 6.1. How often? ¿Con qué frecuencia? / ¿Cuántas veces?

#### 6.1.1. ¿Cuáles son?

Always (100 %):	Siempre
Usually:	Normalmente
Often:	Con frecuencia
Sometimes:	A veces
Hardly ever:	Casi nunca
Never (0 %):	Nunca

### 6.1.2. ¿Dónde se colocan en la oración?

-Se colocan detrás de los verbos **to be** y **can** y delante de los demás verbos:

I am never wrong	- Nunca me equivoco.
You can always drink water	- Siempre puedes beber agua.
You are always right	- Siempre tienes razón.
I usually drink coffee	- Normalmente bebo café
She sometimes drinks tea	- A veces bebe té.

-En oraciones negativas se colocan entre el auxiliar negativo y el verbo principal:

I don't usually get up late	- No suelo levantarme tarde.
-----------------------------	------------------------------

### 6.2. Otras expresiones que indican frecuencia:

Every day / week / month / year:	Todos los días/semanas/meses/años.
Once a week/ month / year:	Una vez a la semana/al mes/al año.
Twice a week / month / year/:	Dos veces a la semana/al mes/al año.
Three times a week / month / year	Tres veces a la semana/al mes/al año
Four times a week / month / year	Cuatro veces a la semana/al mes/al año

A diferencia de los adverbios, estas expresiones se colocan bien al principio de la oración o bien al final.

Every day I go running in the park	- Cada día voy a correr por el parque
I drink milk three times a week	- Bebo leche tres veces por semana

**Actividad 19. Say how often you do these actions completing with frequency adverbs / Dí con qué frecuencia realizas las siguientes acciones completando las frases con adverbios de frecuencia.**

1. I work late. **I never work late**
2. I speak English.
3. I stay in bed on Saturday morning.
4. I go out on Saturday night.
5. I am tired.
6. I am cold.
7. I have dinner at seven.
8. I write stories.

**Actividad 20. Guess the frequency these people do these actions using frequency adverbs / Inventa la frecuencia con la que estas personas realizan estas acciones usando adverbios de frecuencia.**

- i. Sean is wrong.
- ii. David is right.
- iii. Nick takes photos.
- iv. Robert buys cheese on Saturdays.
- v. Michael goes home for lunch.
- vi. Markus watches football on Saturday night.
- vii. Alice has breakfast late.

## READING

**Actividad 21. Read the dialogue between Jenny and Lauren / Lee el diálogo entre Jenny y Lauren.**

*Lauren: Hello, Jenny. How are you?*

*Jenny: Hello, Lauren. I am fine. And you?*

*L: I'm ok, thanks. Where are you from, Jenny?*

*J: I am from Florida in the US. And you?*

*L: I'm from Ireland. I live in a small town near Dublin.*

*J: What do you do for a living?*

*L: I am a waitress in a pub in Dublin. I work very hard because the pub is always full of people. They drink a lot of beer in Ireland! Haha*

*J: Well, that is good for the business. How often do you go to the pub? Do you work every day?*

*L: Yes, every day. I work in the evening. In the morning, I study at the university in Dublin.*

*J: Wow! That's very hard. What do you study at university?*

*L: I study Medical studies. I want to become a doctor in the future*

*J: How interesting!!*

*L: Ok, Jenny. I have to go. It is time for me to go to work in the pub! Nice to meet you!*

*J: Ok, Lauren. Nice to meet you, too!*

**Actividad 22. Answer the questions about the dialogue between Jenny and Lauren / Responde a las preguntas sobre el diálogo de Jenny y Lauren.**

- 1.- Where is Jenny from?  
1.
- 2.- Where is Lauren from?  
2.
- 3.- What is Lauren's job?  
3.
- 4.- How often does she go to the pub?  
4.
- 5.- Does she work hard?  
5.

## 7. Pronunciación

### 7.1. Tabla de símbolos fonéticos

Presentamos en esta primera unidad la tabla de los símbolos fonéticos ingleses con el fin de que te familiarices con ellos y, posteriormente en otras unidades, poder explicar los más comunes y los que presentan alguna dificultad por no existir en nuestra lengua.

iː	ɪ	ʊ	uː	ɪə	eɪ	
see	his	put	too	ear	say	
e	ə	ɜː	ɔː	ʊə	ɔɪ	əʊ
ten	ago	her	saw	pure	boy	so
æ	ʌ	ɑː	ɒ	eə	aɪ	aʊ
hat	but	car	hot	air	buy	now

p	b	t	d	tʃ	dʒ	k	g
pen	book	tea	day	chair	jam	key	go
f	v	θ	ð	s	z	ʃ	ʒ
four	very	thin	that	sun	zoo	she	vision
m	n	ŋ	h	l	r	w	j
man	no	sing	hat	look	red	want	yes

VOWELS	long sounds	short sounds	DIPHTHONGS
CONSONANTS	voiced consonants	unvoiced consonants	

Based on Adrian Underhill's British English Phonemic Chart

<http://www.fotosimágenes.org>

## Ejercicios de autocombprobación

---

**Ejercicio 1. Complete the blanks with *do, does, don't or doesn't* / Completa los huecos con *do, does, don't or doesn't*:**

1. Where \_\_\_\_\_ you live?
2. I \_\_\_\_\_ work in the morning; I work in the evening.
3. \_\_\_\_\_ Marge work on Saturdays?
4. Where \_\_\_\_\_ Sue live?
5. How often \_\_\_\_\_ you go to the swimming pool?
6. My girlfriend \_\_\_\_\_ like romantic films.
7. What time \_\_\_\_\_ your friends go out?

**Ejercicio 2. Put the verbs in brackets in the right form to make correct sentences / Conjuga los verbos entre paréntesis para formar frases correctas.**

1. I am a teacher. I (teach) \_\_\_\_\_ in a school for foreign students.
2. My brother (not work) \_\_\_\_\_; he is retired.
3. Jenny is a student. She (study) \_\_\_\_\_ Maths.
4. We (go) \_\_\_\_\_ to aerobics classes, but Joey (go) \_\_\_\_\_ to yoga.
5. My daughter (like) \_\_\_\_\_ playing the piano very much.
6. Cows (not eat) \_\_\_\_\_ meat.
7. Do you (live) \_\_\_\_\_ with your parents?
8. Lauren is a nurse; she (work) \_\_\_\_\_ in a hospital.

**Ejercicio 3. Complete the sentences using *have or has* / Completa las frases usando *have o has*:**

1. I \_\_\_\_\_ got glasses.
2. My mother \_\_\_\_\_ got a driving licence.
3. You \_\_\_\_\_ got a nice watch.
4. We \_\_\_\_\_ got two children.
5. Andrew \_\_\_\_\_ got a son.

**Ejercicio 4. Write the following sentences in the contracted negative form / Escribe las siguientes oraciones en forma negativa usando verbos en forma contracta.**

1. I have got a boyfriend.
2. John has got the keys.
3. We have got a big house.
4. They have got an English dictionary.

**Ejercicio 5. Write short answers to these questions / Escribe la respuesta corta de estas preguntas:**

Ej.: Have you got a book? Yes, I have.

1. Have you got any brothers or sisters? Yes, .....
2. Have you got a mobile phone? No, .....
3. Has your daughter got an umbrella? No, .....
4. Have your grandparents got a car? Yes, .....
5. Have we got any homework? No, .....

---

**Solución a los ejercicios de autocombprobación**

**Ejercicio 1. Solución**

1. Where **do** you live?
2. I **don't** work in the morning; I work in the evening.
3. **Does** Maggie work on Saturdays?
4. Where **does** Mary live?
5. How often **do** you go to the swimming pool?
6. My girlfriend **doesn't** like romantic films.
7. What time **do** your friends go out?

**Ejercicio 2. Solución**

1. I am a teacher. I (teach) **teach** in a school for foreign students.
2. My brother (not work) **doesn't work**; he is retired.
3. Jenny is a student. She (study) **studies** Maths.
4. We (go) **go** to aerobics classes, but Joey (go) **goes** to yoga.
5. My daughter (like) **likes** playing the piano very much.
6. Cows (not eat) **don't eat** meat.
7. Do you (live) **live** with your parents?
8. Lauren is a nurse; she (work) **works** in a hospital.

**Ejercicio 3. Solución**

1. I **have** got glasses.
2. My mother **has** got a driving licence.
3. You **have** got a nice watch.
4. We **have** got two children
5. Andrew **has** got a son.



#### Ejercicio 4. Solución

1. I have got a boyfriend. *I haven't got a boyfriend.*
2. John has got the keys. *John hasn't got the keys.*
3. We have got a big house. *We haven't got a big house.*
4. They have got an English dictionary. *They haven't got an English dictionary.*

#### Ejercicio 5. Solución

1. Have you got any brothers or sisters? Yes, *I have.*
2. Have you got a mobile phone? No, *I haven't.*
3. Has your daughter got an umbrella? No, *she hasn't.*
4. Have your grandparents got a car? Yes, *they have.*
5. Have we got any homework? No, *we haven't.*

#### Sitios web de referencia

---

Para repasar o ampliar lo que has aprendido a lo largo de esta unidad te recomendamos una serie de sitios web que te podrán ayudar:

<http://www.lingolex.com/spanish.htm>

[www.shertonenglish.com/resources](http://www.shertonenglish.com/resources)

[www.isabelperez.com](http://www.isabelperez.com)

[www.theyellowpencil.com](http://www.theyellowpencil.com)