

# PREHISTORY



# PREHISTORY

## Contents:

1. Main Objectives
2. Useful Websites
3. Word Wall Cards
4. Vocabulary Cards
5. Glossary
6. Key Question Cards
7. Prior Learning Diagram
8. Hands-On Activity
9. Reading Comprehension: Scientists say we are 'bigheads'
10. Final Activity: A day in the life of a Prehistoric child
  - 10a. Planning sheets for final activity

Prehistory Timeline

## PREHISTORIC TIMES

### **Main Objectives**

1. To situate the prehistoric period on the timeline.
2. To know and use the vocabulary related to the content.
3. To describe how a given element (dress, food or homes) changes throughout History.
4. To demonstrate their understanding of the prehistoric life through a piece of creative writing.

## Useful Websites

[www.atapuerca.com](http://www.atapuerca.com)

Official website. For teacher information.

<http://www.show.me.uk/topicpage/Prehistory.html>

Mostly UK based information, but it has interesting facts, games and things to do for children.

[http://www.bbc.co.uk/sn/prehistoric\\_life/](http://www.bbc.co.uk/sn/prehistoric_life/)

Has interesting information and clips from the BBC programme "Walking with Beasts", showing human evolution from the first hominid to modern man.

<http://www.kidskonnnect.com/content/view/277/27/>

All the information you'll ever need to teach this topic. Made for kids.

<http://www.becominghuman.org/>

Online documentary. Excellent resource and teaching ideas.

<http://dsc.discovery.com/convergence/beasts/beasts.html>

Mostly about prehistoric beasts, but has some interesting fact files that would interest most children.

[http://www.classzone.com/net\\_explorations/U1/U1\\_main.cfm](http://www.classzone.com/net_explorations/U1/U1_main.cfm)

Everything you wanted to know about cave paintings.

<http://www.hbschool.com/activity/cavepaintings/cavepaintings.html>

Another cave painting site.

prehistoric

homo erectus

homo sapiens

homo neanderthalis

homo sapiens

sapiens

hunter-gatherer

cave dwellers

cro-magnon



cave paintings

flint

paleolithic

hominids

neolithic

chalcolithic

dolmen

menhir

archeology

archeologist

excavation site

stone age

iron age

copper age

<p><b>archaeologist</b></p>	<p>n. someone who studies the past by recovering and examining remaining material evidence, such as graves, buildings, tools, bones and pottery.</p> <p><b>" The archaeologist excavated the site."</b></p>
<p><b>archaeology</b></p>	<p>n. the study of past human life and culture by the recovery and examination of remaining evidence, such as graves, buildings, bones and pottery.</p>
<p><b>cave dweller</b></p>	<p>n. someone who lives in a cave.</p> <p><b>"Prehistoric man found shelter in caves. They became cave dwellers."</b></p>



<p><b>cave painting</b></p>	<p>n. representations of wild, animals, painted on the walls of caves by prehistoric people, using simple tools such as fingers, twigs and leaves and using colours found in nature such as brown, red, black and green.</p>
<p><b>chalcolithic</b></p>	<p><b>adj.</b> relating to the period in human culture before the bronze age, characterised by the use of copper and stone.  <b>"The bones were dug up at a chalcolithic site. There were bronze tools there, too."</b></p>
<p><b>cro-magnon</b></p>	<p><b>adj.</b> early form of modern human inhabiting Europe in the late paleolithic period (40,000 - 10,000 years ago). Skeletal remains were first found in the Cro-Magnon cave in southern France.  <b>"Homo Sapiens is a cro.magnon man."</b></p>

<p><b>dolmen</b></p>	<p>n. structure usually regarded as a tomb, consisting of two or more large upright stones set with a space between and capped by a horizontal stone.</p>
<p><b>excavation site</b></p>	<p>n. place where archaeologists dig to find evidence of how humans lived in the past. <b>"The excavation site is full of interesting things we can use to find out about the past."</b></p>
<p><b>flint</b></p>	<p>n. very hard fine-grained quartz that spark when struck. Prehistoric people used this to make tools and start fire. <b>"The archaeologist discovered tools made of flint at the dig site."</b></p>

<p><b>hominid</b></p>	<p>n. any of the modern or extinct bipedal primates of the hominidae family including all of the species Homo and Australopithecus.</p> <p><b>"Homo Sapiens Sapiens is a member of the hominid family."</b></p>
<p><b>menhir</b></p>	<p>n. prehistoric monument consisting of a single tall upright stone.</p> <p><b>"Stone Henge in made from menhirs."</b></p>
<p><b>neolithic</b></p>	<p>adj. the period of prehistory when people began to establish permanent settlements.</p> <p><b>"Early people began to farm during the early Neolithic period."</b></p>

<p>Palaeolithic</p>	<p><b>adj.</b> period of Prehistory when early people migrated in search of shelter.</p> <p><b>“There are some Palaeolithic paintings in Altamira.”</b></p>
---------------------	---

## Glossary

**archaeologist n.** someone who studies the past by recovering and examining remaining material evidence, such as graves, buildings, tools, bones and pottery.

**archaeology n.** the study of past human life and culture by the recovery and examination of remaining evidence, such as graves, buildings, bones and pottery.

**cave dweller n.** someone who lives in a cave.

**cave painting n.** representations of wild, animals, painted on the walls of caves by prehistoric peoples, using simple tools such as fingers, twigs and leaves and using colours found in nature such as brown, red, black and green.

**chalcolithic adj.** relating to the period in human culture before the bronze age, characterised by the use of copper and stone.

**cro-magnon adj.** an early form of modern human inhabiting Europe in the late paleolithic period (40,000 - 10,000 years ago). Skeletal remains were first found in the Cro-Magnon cave in southern France.

**dolmen n.** structure usually regarded as a tomb, consisting of two or more large upright stones set with a space between and capped by a horizontal stone.

**excavation site n.** place where archaeologists dig to find evidence of how humans lived in the past.

**flint n.** very hard fine-grained quartz that spark when struck. Prehistoric peoples used this to make tools and start fire.

**hominid n.** any of the modern or extinct bipedal primates of the hominidae family including all of the species Homo and Australopithecus.

**homo erectus n.** extinct species of primitive hominid with upright stature but small brain.

**homo neandertalis n.** extinct robust human of Middle Paleolithic in Europe and western Asia

**homo sapiens n.** only surviving hominid; species to which modern man belongs; bipedal primate having language and ability to make and use complex tools; brain 1400 cc

**iron age n.** period following the Bronze Age; characterized by rapid spread of iron tools and weapons.

**menhir n.** prehistoric monument consisting of a single tall upright stone.

**stone age** n. earliest known period of human culture, characterized by the use of stone implements.

What was it like to  
live in Spain in  
prehistoric times?



Who were the first  
settlers in Iberia?

What do we mean  
when we describe  
early people as  
'hunter-gatherers'?

When and why did  
people start to live  
in caves?

When did people  
start to farm? How  
did this change how  
they lived?

What did early  
humans make their  
tools with?

What does  
migration mean?

Why did people  
migrate?

Why did early  
people make cave  
paintings?



How can  
archaeologists tell  
us what life was like  
in the past?

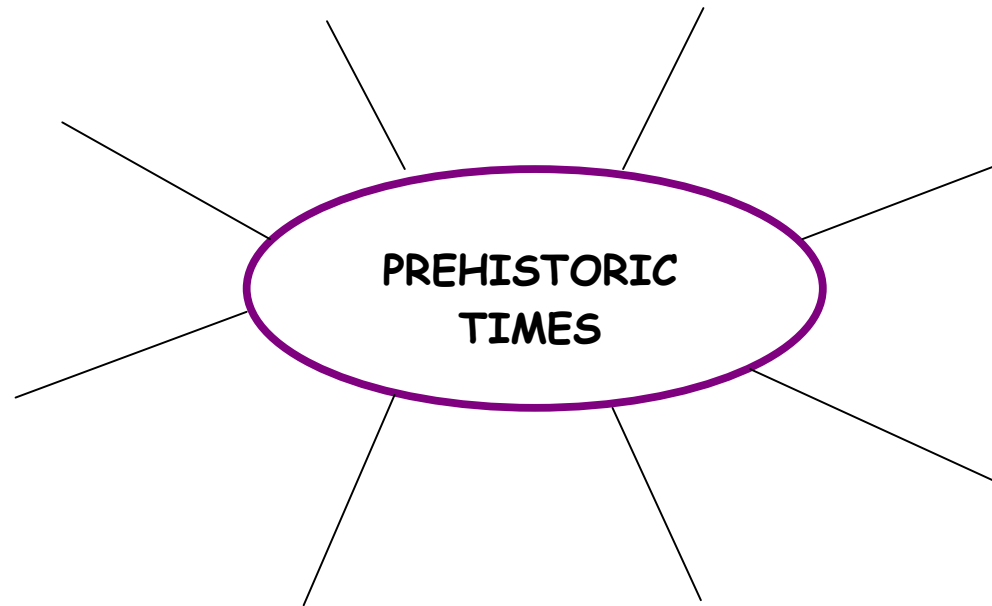
When did the  
Prehistoric period  
begin?

When did the  
Prehistoric period  
end?

Describe the difference between the Palaeolithic period and the Neolithic period.

**What do you already know about Prehistoric Times?**

**With a partner, fill in the brainstorm with as many things you can remember about Prehistoric Times.**



## Hands on activity 1

### Locating Spain's Prehistoric Sites

#### **Main Objectives**

1. To place the Prehistoric Period on the time line
2. To locate the major prehistoric sites in Spain on a map.

#### **Introduction**

In this activity, pupils will use the fact sheet to locate important prehistoric sites on a map of Spain. They will also indicate when these sites were inhabited on their timeline.

#### **Development**

In pairs, the pupils should use the photocopiable fact sheet and an atlas to locate each site. More able children could then annotate their time line to indicate when these sites were inhabited.

#### **Plenary**

Once the children have completed the task, collect the children's ideas and locate the fact cards on a large map of Spain.

## Prehistoric Fact File

**Name:** Atapuerca Caves

**Situated:** Atapuerca, Province of Burgos, Castilla-León.

**Discovered by:** Eudald Carbonell, José María Bermúdez de Castro and Juan Luis Arsuaga in 1976.

**Inhabited:** earliest fossils from 800,000 years ago till 350,000 years ago.



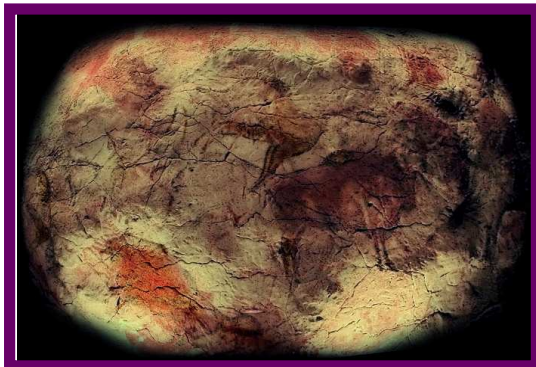
**Atapuerca Caves**

**Name:** Altamira,

**Situated:** Santiago del Mar, Cantabria.

**Discovered by:** Marcelino Sanz de Sautuola in 1879.

**Inhabited:** 15,000 and 12,000 BCE



**Cave Painting at Altamira**

**Name:** Gorham's Cave.

**Situated:** Gibraltar.

**Discovered by:** Captain A. Gorham in 1907.

**Inhabited:** 28,000 to 24,000 years ago.



**Gorham's Cave**

**Name:** Forbes' Quarry.

**Situated:** Gibraltar.

**Discovered by:** Lieutenant Edmund Flint in 1848.

**Inhabited:** 28,000 to 24,000 years ago



**Neanderthal Skull found at Forbes' Quarry**



## Locating Spain's Prehistoric Sites

Use the fact file sheet and an atlas to locate each prehistoric sites. Can you find some more by yourself



## Hands on activity 2

### Investigating how prehistoric people lived.

#### Main Objectives

1. To describe how a given element (dress, food or homes) changes throughout History.

#### Introduction

In this activity, the children will investigate **one** of the following themes: dress, food or homes, and will produce a poster of how these elements were used in Prehistoric Times. Availability of reference books about prehistoric people and/or access to the internet is recommended for this activity.

#### Development

Encourage the children to write some research questions to guide them in their search using why? who? what? where? and how? to start them off. Discuss the use of diagrams, drawing or photos to help them communicate their ideas.

#### Plenary

Once each group has completed the task, ask them to share their finished poster with the class. The posters can become part of the wall display on Prehistoric Times.

<http://www.kidskonnnect.com/content/view/277/27/>

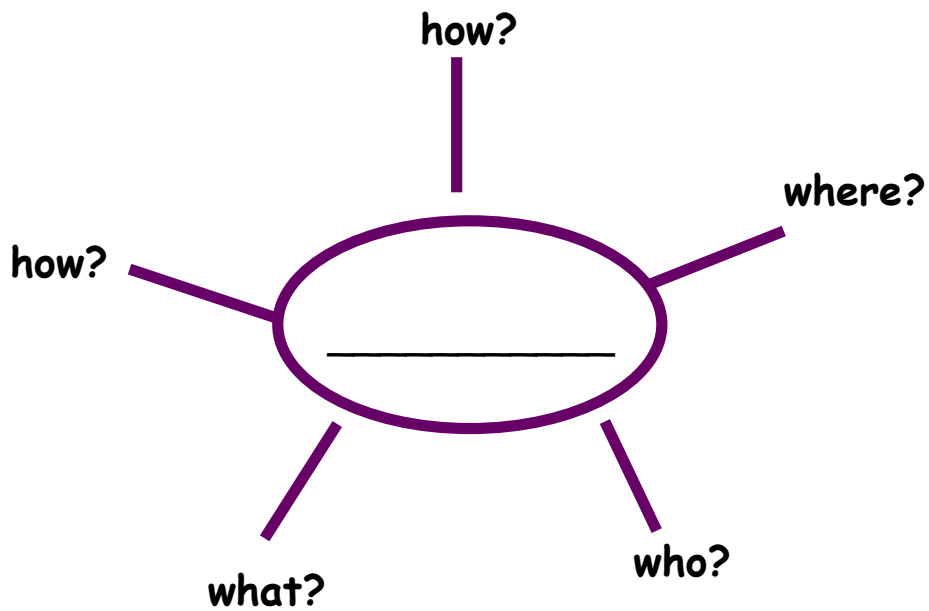
All the information you'll ever need to teach this topic. Made for kids.

<http://www.show.me.uk/topicpage/Prehistory.html>

Mostly UK based information, but it has interesting facts, games and things to do for children.

## Brainstorm

Write the element you are researching in the centre. Write some questions to help you focus your research.



## Teacher's note: Dates in History

### **BC / AD or BCE /CE?**

The history of civilizations is split into two parts. In Europe, the event that marked the difference between these two parts was the birth of Jesus. So, the part of history and prehistory before his birth is noted as **BC or Before Christ**, and the part after his birth **AD or Anno Domini**, which is Latin for the year of our Lord. However, because not all scientists are Christians, many now prefer to use the terms **BCE or Before the Common Era**, and **CE or the common Era**. Throughout this unit, the terms are used interchangeably. Both are correct and accepted. It is a matter of preference.

# Scientists say we are 'bigheads'

Scientists think they now know why all people have big brains and little jaws.

They say our heads look the way they do today because one of our genes - which determine things like your hair colour and height - changed during evolution.

They say early primate skulls - which look like today's gorillas and chimpanzees - had been "locked" by big muscley jaws that stopped skull growth.

But when the gene mutated, our jaws got weaker and our skulls could increase along with our brain size, they say.

## Big head

Today's humans have massive brains compared to all other mammals.

Fossils of prehistoric humans feature rounder skulls, flatter faces, smaller teeth and weaker jaws.

They show how we have dramatically changed over the ages.

But they are all examples of the post-gene mutation, as it is suggested by the scientists.

## Comprehension Questions

1. Look at the headline, what does it mean by 'bigheads'?

2. What reason do scientists give for our heads having the shape they do?

3. What do genes do?

4. Can you explain what evolution means?

5. In the third paragraph, it the word primate is used. What is a primate?

6. Define the word 'muscley'.

7. Can you explain what '...when the gene mutated...' means. Write another way of saying this.

8. How do human differ from other primates?

9. What did the fossils, found by scientists, show?

10. What type of scientist would dig for fossils?

## Final activity

### Notes for the teacher

This activity aims to give the children an opportunity to demonstrate what they have learnt about the topic through imaginative writing. Each child should assume the character of a Prehistoric child, writing about their day.

Once the children have finished and their work has been corrected, a day could be set aside where the children could come in dressed up as a Stone Age child, and read or perform their story to their peers.

## WORD BANK

Before you start your writing, think of words you might need to use. Check for spelling in the dictionary. Ask your teacher how to say them in English.

Nouns	Verbs	Adjectives	Adverbs



## Writing Organizer

Write down ideas to organize your writing.

**Paragraph 1: Introduction.**

What is your name?

How old are you?

Where do you live?

What is the date?

**Paragraph 2: Explain your activities on a regular day.**

Do you work? What is your job? Do you study? Do you have free time?

**Paragraph 3: Explain what culture you belong to.**

Where do you live? Is your village at war? What language do you speak? What do the Romans want you to do?

**Paragraph 4: Conclusion. Is your life easy or hard?**

Why? Do you think it will be good for you and your family to become Roman citizens?

## **A day in the life of a Prehistoric child**

Think about all that you have learned throughout this topic. Imagine you are a child living in prehistoric Spain. Write about your day. Think about your name, where you live, what you eat, how you dress and what activities you do during the day.



THE  
BIG  
BANG

THE  
SOLAR  
SYSTEM

FIRST  
EVIDENCE  
OF LIFE  
ON EARTH

DINOSAURS  
ON EARTH

FIRST  
HOMINID

HOMO  
SAPIENS  
APPEARS

FIRST  
PERMANENT  
SETTLEMENTS.  
BEGINNING OF  
AGRICULTURE

PALEOLITHIC

NEOLITHIC

MILLIONS OF YEARS AGO

PREHISTORY