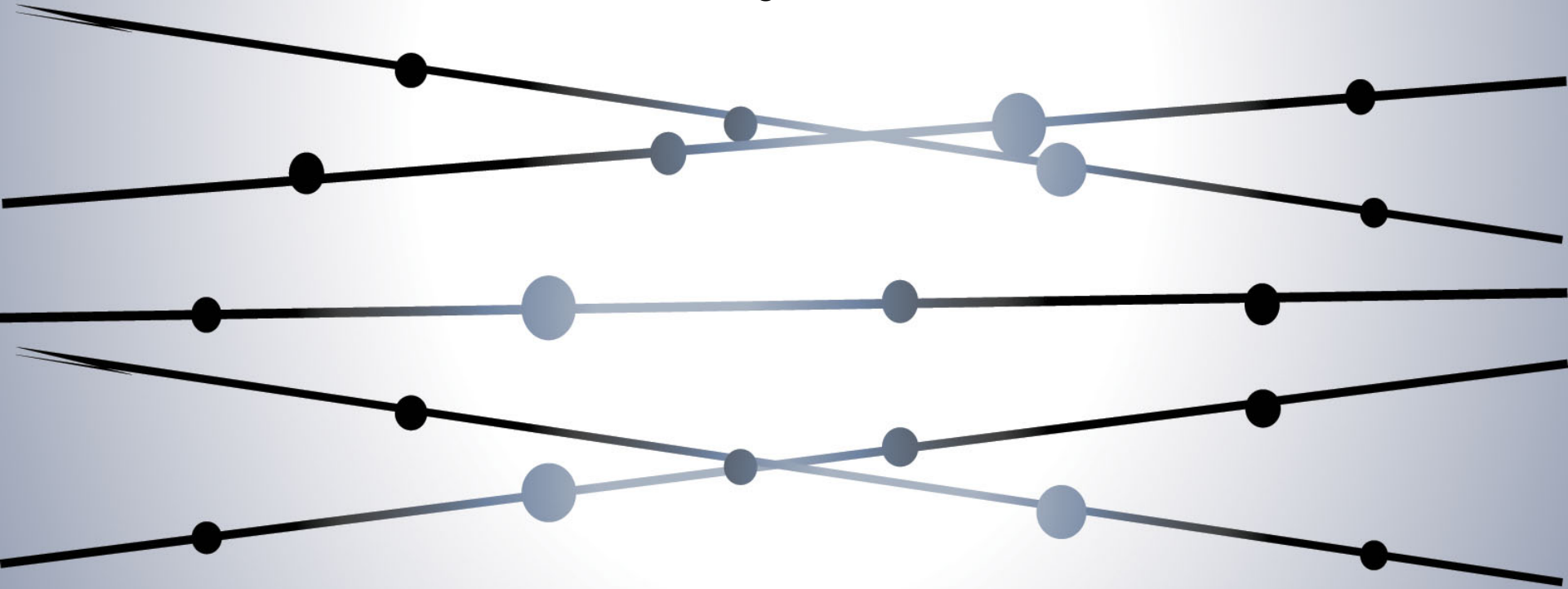


# Creative Conversation / Communication

Session 2

Maintaining a Conversation





## Day 2

Use strategies that start a conversation

Expressing opinions

Agreeing and Disagreeing

Expressing interest

Conversation “ping-pong” balance

Conversation choice

Interruptions and dominance

In section 1, we saw..no more ONE-WORD ANSWERS...now...

Write down “ONE NEW THING” you will try from each section.

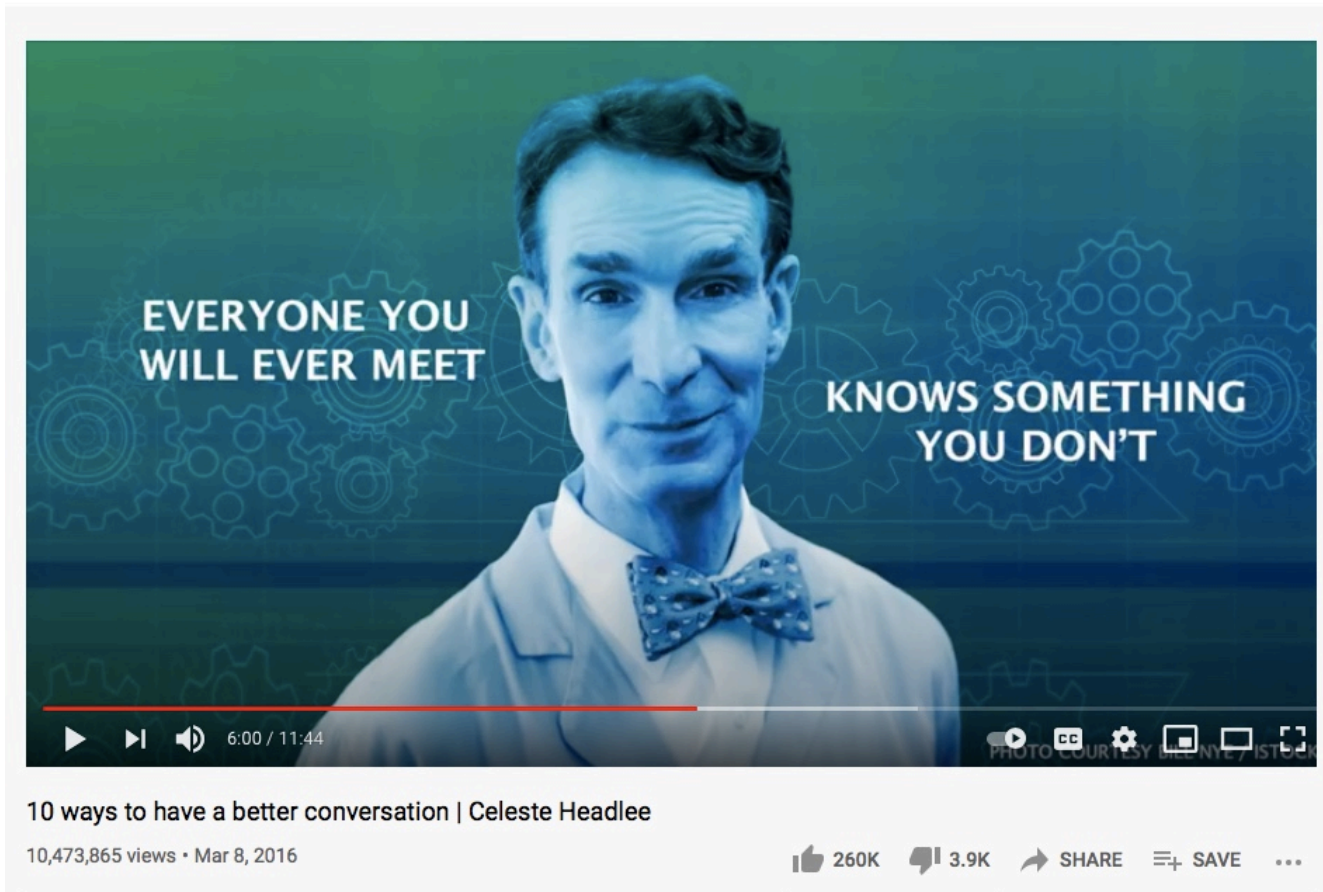
You don't have to use all..but try to use at least one per section.

Remember to improve our skills, we need strategies.

When students use the strategies, we praise the strategy use, effort, process, and progress.

Importance of starting and maintaining a conversation.

<https://www.youtube.com/watch?v=R1vskiVDwl4>



The image shows a YouTube video player interface. The video thumbnail features a man in a white shirt and a blue patterned bow tie, looking directly at the camera. The background is a dark blue with faint gear patterns. Text on the thumbnail reads: "EVERYONE YOU WILL EVER MEET" on the left and "KNOWS SOMETHING YOU DON'T" on the right. Below the thumbnail is a video player with a red progress bar, play/pause, volume, and full screen icons. The video title is "10 ways to have a better conversation | Celeste Headlee". Below the title, it shows "10,473,865 views • Mar 8, 2016". At the bottom right of the player, there are icons for likes (260K), comments (3.9K), share, save, and a menu icon.

Listening and learning...be open.



Open-ended questions:

What is that like?

How does that feel?

What makes you say that?

Let it flow...don't stop listening...if you don't know..say you don't know

Don't compare ...

Things in common

Listen to understand first...then reply

Show interest...

How to improve your listening...

<https://www.youtube.com/watch?v=-BdbiZcNBXg>

<https://www.youtube.com/watch?v=RVqjzzfCEk0>

## **A Good Listener is someone who...**




**A Good Listener  
is someone like you!**

Show your students videos that model good listening

Choose “ONE NEW THING”  
you will work on related to listening today  
as we work in groups. Choose one thing you would like to improve  
or make even better in your listening skills.



One new thing is better than nothing!



# Question Tags in English

## Verb Tense

**Present be**

**Present simple**

**Past simple**

**Past continuous**

**Present Perfect**

**Past Perfect**

**Will**

**Modal Verbs**

**+ sentence → - tag**

She is American, isn't she?

You study English, don't you?

You were at home, weren't you?

Tom was watching TV, wasn't he?

He has written 5 letters, hasn't he?

You had had lunch, hadn't you?

He'll read this book, won't he?

He can read this book, can't he?

**- sentence → + tag**

She isn't American, is she?

You don't study English, do you?

You weren't at home, were you?

Tom wasn't watching TV, was he?

He hasn't written 5 letters, has he?

You hadn't had lunch, had you?

He won't read this book, will he?

He can't read this book, can he?

Ping Pong

## Ping Pong Tags

<b>Tense</b>	<b>Positive question</b>	<b>Negative question</b>
<b>To be</b>	You're Peter, aren't you?	You're not Peter, are you?
<b>Was / were</b>	She was here yesterday, wasn't she?	She wasn't here yesterday, was she?
<b>Present simple (do)</b>	You work here, don't you?	You don't work here, do you?
<b>Past simple (did)</b>	You sent me the email, didn't you?	You didn't send me the email, did you?
<b>Present Perfect (have)</b>	You've eaten, haven't you?	You haven't eaten, have you?
<b>"will" future (will/won't)</b>	You'll visit us tomorrow, won't you?	You won't visit us tomorrow, will you?

Choose one type of tag you could try to get someone else into the conversation.

Really like XXX, don't you?

(Don't you..invites others to share their opinions)





Expressions to agree / disagree / give an opinion

<https://www.englishclub.com/speaking/agreeing-disagreeing-expressions.htm>

From the next slides, choose one new expression:

Agreement

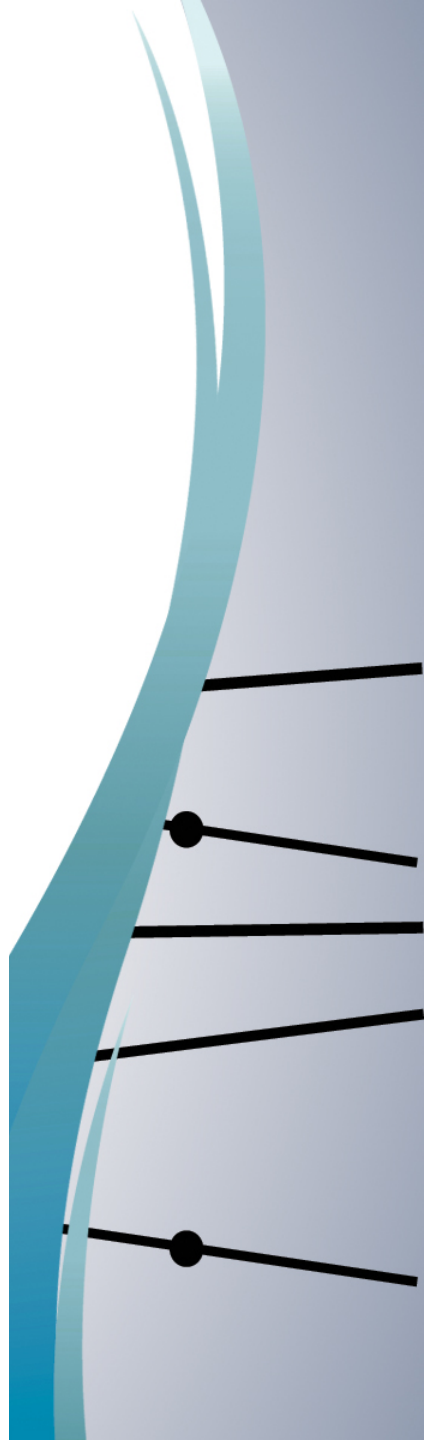
Disagreement

Interruption

Showing interest

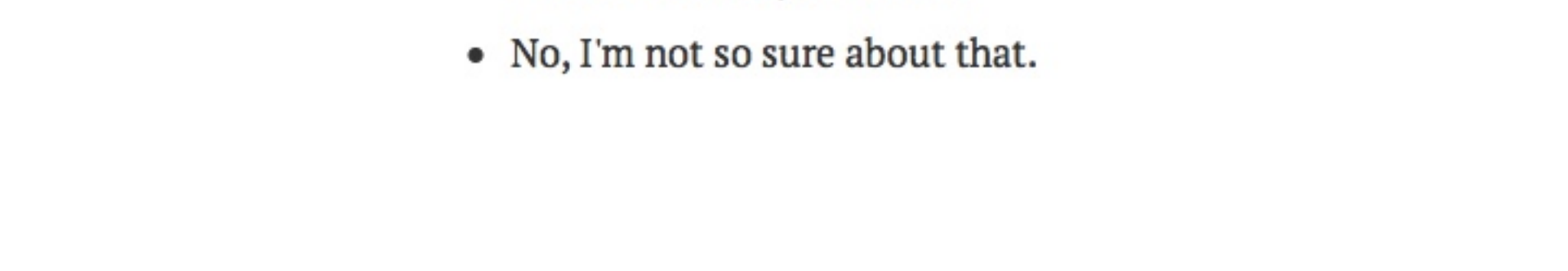
that you will try in your group conversation today (3 people)

## Expressing agreement

- I agree with you 100 percent.
  - I couldn't agree with you more.
  - That's so true.
  - That's for sure.
  - **(slang)** Tell me about it!
  - You're absolutely right.
  - Absolutely.
  - That's exactly how I feel.
  - Exactly.
  - I'm afraid I agree with James.
  - I have to side with Dad on this one.
  - No doubt about it.
  - **(agree with negative statement)** Me neither.
  - **(weak)** I suppose so./I guess so.
  - You have a point there.
  - I was just going to say that.
- 



## Expressing disagreement

- I don't think so.
  - **(strong)** No way.
  - I'm afraid I disagree.
  - **(strong)** I totally disagree.
  - I beg to differ.
  - **(strong)** I'd say the exact opposite.
  - Not necessarily.
  - That's not always true.
  - That's not always the case.
  - No, I'm not so sure about that.
- 

## Interruptions

- Can I add something here?
- Is it okay if I jump in for a second?
- If I might add something...
- Can I throw my two cents in?
- Sorry to interrupt, but...
- **(after accidentally interrupting someone)** Sorry, go ahead. **OR** Sorry, you were saying...
- **(after being interrupted)** You didn't let me finish.

## Normal response

*Uh-huh.*

*That's interesting.*

*Oh, I see.*

*Right.*

## Stronger response

*Really?*

*Wow! That's amazing!*

*That's incredible!*

*No way!*

*You're joking!*

## When you don't understand

*I don't understand.*

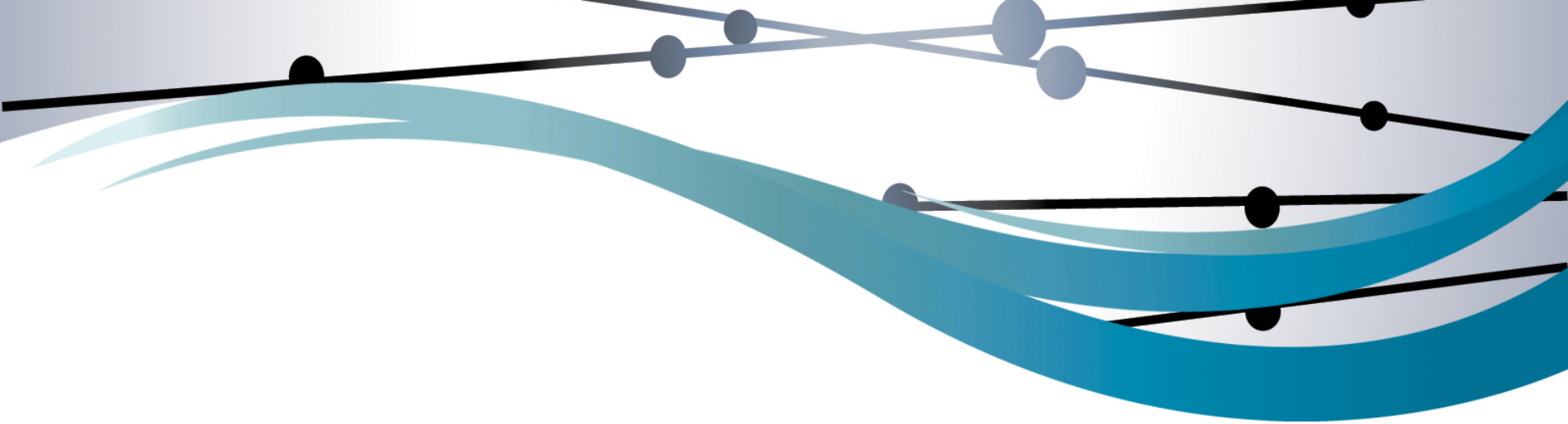
*Could you repeat that?*

*Could you say that again?*

*What do you mean, exactly?*

*I'm not sure what you mean.*

*Can you explain that?*



<u>Showing interest</u> (rising intonation)			<u>Showing surprise</u> (falling intonation)		
Oh?	Oh yeah?	Really?	No!	Wow!	Amazing!
Oh really?	Is that right?		Unbelievable!	Get out of here!	



**LET'S  
TRY  
THIS**