

INJURIES/WOUNDS and FIRST AID AT SCHOOLS

VOCABULARY:

English	Spanish
Scratch/ abrasion	Arañazo/abrasión
Injure /wound	Herida
Bruise	Cardenal, moratón.
Cut	Corte
(Animal) bite	Mordedura (de un animal)
Bee Sting	Picadura de abeja
Wasp Sting	Picadura de avispa
Burn	Quemadura
Sprain (wrist, ankle)/ strain (muscle,back)	Torcedura
Fractures	Fractura
Bump/Lump	Chichón
Nosebleed	Hemorragia nasal
To have got a splinter/drawing pin in one finger/foot	Clavarse una astilla/chincheta en el dedo de la mano/en el pie



Task Researchment

Get to know what you should do to help a friend who is suffering from...

Get to know what you shouldn't do.

Example:

**COMMON
NOSEBLEED
FIRST AID
DO'S & DON'TS**

<p>NOSE BLEED</p>  	<ol style="list-style-type: none"> Sit the person down and lean forward. Pinch the soft part of the nose and breathe through the mouth. Release the pinch after 10 minutes and repeat if bleeding persists. <p style="font-size: small;">Note: Do not remove any clot, blow nose, or insert any object into the nose.</p>	<ul style="list-style-type: none"> X LIE DOWN OR TILT YOUR HEAD BACK <small>This can cause blood to be swallowed which lead to choking, nausea, & vomiting</small> X PICK OR BLOW YOUR NOSE <small>This could only cause more bleeding</small> X TAKE AN ASPIRIN <small>This could only cause more bleeding because aspirin is a blood thinner</small>
--	--	--

<https://www.facebook.com/sgredcross/posts/nosebleeds-can-occur-when-the-nasal-membranes-dry-out-and-crack-causing-bleeding/2335804166478027/>

ACTIVITY:









Choose one injury/wound. Think about the possible situation in which it happened and express your opinion about it.













Investigate and prepare a poster with **FIRST AID DO'S** and **DON'TS** (see the example). Show it to your classmates.



Explain how to act in the situation you chose.

Vocabulary	How to act/giving advice:		Possible situations
	You should...	You shouldn't...	What was he/she doing when it happened ? Expressing opinions: I think... From my point of view... I suppose... In my opinion...
			
			
			

M^a Elvira Santa Catalina Álvarez
 Profesora de inglés
 IES" Martínez Uribarri"
 Salamanca